

Summary Results Report  
 Kane County, Utah  
 November 8, 2022

UNOFFICIAL RESULTS

**Statistics**

	TOTAL
Election Day Precincts Reporting	11 of 11
Precincts Complete	0 of 11
Precincts Partially Reported	11 of 11
Absentee/ Early Precincts Reporting	11 of 11
Registered Voters - Total	4,744
Ballots Cast - Total	3,390
Paper Ballots Cast - Total	3,385
Cards Cast - Total	0
Ballots Cast - Blank	0
Paper Ballots Cast - Blank	0
Cards Cast - Blank	0
Voter Turnout - Total	71.46%

**U.S. Senate**

Vote For 1	TOTAL	VOTE %
EVAN MCMULLIN	890	26.25%
LIB JAMES ARTHUR HANSEN	86	2.54%
REP MIKE LEE	2,303	67.94%
IAP TOMMY WILLIAMS	55	1.62%
Write-In Totals	6	0.18%
<b>Total Votes Cast</b>	<b>3,340</b>	<b>98.53%</b>
Overvotes	6	0.18%
Undervotes	44	1.30%

**U.S. House District 2**

Vote For 1	TOTAL	VOTE %
DEM NICK MITCHELL	760	22.42%
UUP JAYMAC MCFARLAND	44	1.30%
CON CASSIE EASLEY	64	1.89%
REP CHRIS STEWART	2,438	71.92%
<b>Total Votes Cast</b>	<b>3,306</b>	<b>97.52%</b>
Overvotes	4	0.12%
Undervotes	80	2.36%

**State Treasurer**

Vote For 1	TOTAL	VOTE %
REP MARLO M. OAKS	2,549	75.19%
UUP THOMAS ALAN HORNE	112	3.30%
IAP WARREN T ROGERS	162	4.78%
LIB JOSEPH GEDDES BUCHMAN	178	5.25%
<b>Total Votes Cast</b>	<b>3,001</b>	<b>88.53%</b>
Overvotes	0	0.00%
Undervotes	389	11.47%

**State House District 69**

Vote For 1	TOTAL	VOTE %
REP PHIL LYMAN	2,313	68.23%
DEM DAVINA SMITH	982	28.97%
<b>Total Votes Cast</b>	<b>3,295</b>	<b>97.20%</b>
Overvotes	2	0.06%
Undervotes	93	2.74%

**Kane County Commission Seat A**

Vote For 1	TOTAL	VOTE %
REP PATTY A. KUBEJA	1,661	49.00%
Write-In Totals	1,427	42.09%
<b>Total Votes Cast</b>	<b>3,088</b>	<b>91.09%</b>
Overvotes	16	0.47%
Undervotes	286	8.44%

**Kane County Commission Seat B**

Vote For 1	TOTAL	VOTE %
REP CELESTE MEYERES	1,570	46.31%
DEM PATRICK HORNING	776	22.89%
Write-In Totals	967	28.53%
<b>Total Votes Cast</b>	<b>3,313</b>	<b>97.73%</b>
Overvotes	20	0.59%
Undervotes	57	1.68%

**Kane County Attorney**

Vote For 1	TOTAL	VOTE %
REP ROBERT VAN DYKE	2,455	72.42%
<b>Total Votes Cast</b>	<b>2,455</b>	<b>72.42%</b>
Overvotes	0	0.00%
Undervotes	935	27.58%

**Kane County Clerk/Auditor**

Vote For 1	TOTAL	VOTE %
Write-In Totals	758	22.36%
<b>Total Votes Cast</b>	<b>758</b>	<b>22.36%</b>
Overvotes	0	0.00%
Undervotes	2,632	77.64%

**Kane County Sheriff**

Vote For 1		TOTAL	VOTE %
REP TRACY D. GLOVER		2,868	84.60%
<b>Total Votes Cast</b>		<b>2,868</b>	<b>84.60%</b>
Overvotes		0	0.00%
Undervotes		522	15.40%

**Kane County School Board 4**

Vote For 1		TOTAL	VOTE %
LORAL G LINTON		264	44.67%
MARC GROW		283	47.88%
<b>Total Votes Cast</b>		<b>547</b>	<b>92.56%</b>
Overvotes		0	0.00%
Undervotes		44	7.44%

**Kane County School Board 5**

Vote For 1		TOTAL	VOTE %
BRIAN C. GOULDING		284	42.58%
JARAD BRINKERHOFF		343	51.42%
<b>Total Votes Cast</b>		<b>627</b>	<b>94.00%</b>
Overvotes		1	0.15%
Undervotes		39	5.85%

**PAIGE PETERSEN Judicial Retention**





Vote For 1		TOTAL	VOTE %
YES		2,443	72.06%
NO		339	10.00%
<b>Total Votes Cast</b>		<b>2,782</b>	<b>82.06%</b>
Overvotes		9	0.27%
Undervotes		599	17.67%

**BRODY L. KEISEL Judicial Retention**

Vote For 1		TOTAL	VOTE %
YES		2,377	70.12%
NO		400	11.80%
<b>Total Votes Cast</b>		<b>2,777</b>	<b>81.92%</b>
Overvotes		1	0.03%
Undervotes		612	18.05%

**Constitutional Amendment A**

Vote For 1

	TOTAL	VOTE %	
FOR	990	29.20%	
AGAINST	1,994	58.82%	
<b>Total Votes Cast</b>	<b>2,984</b>	<b>88.02%</b>	
Overvotes	1	0.03%	
Undervotes	405	11.95%	