

Summary Results Report
Kane County, Utah
November 8, 2022

UNOFFICIAL RESULTS

Statistics	TOTAL
Election Day Precincts Reporting	11 of 11
Precincts Complete	0 of 11
Precincts Partially Reported	11 of 11
Absentee/ Early Precincts Reporting	11 of 11
Registered Voters - Total	4,730
Ballots Cast - Total	3,635
Paper Ballots Cast - Total	3,630
Cards Cast - Total	0
Ballots Cast - Blank	0
Paper Ballots Cast - Blank	0
Cards Cast - Blank	0
Voter Turnout - Total	76.85%

U.S. Senate

Vote For 1	TOTAL	VOTE %
EVAN MCMULLIN	928	25.53%
LIB JAMES ARTHUR HANSEN	100	2.75%
REP MIKE LEE	2,490	68.50%
IAP TOMMY WILLIAMS	56	1.54%
Write-In Totals	6	0.17%
Total Votes Cast	3,580	98.49%
Overvotes	6	0.17%
Undervotes	49	1.35%

U.S. House District 2

Vote For 1	TOTAL	VOTE %
DEM NICK MITCHELL	795	21.87%
UUP JAYMAC MCFARLAND	47	1.29%
CON CASSIE EASLEY	72	1.98%
REP CHRIS STEWART	2,629	72.32%
Total Votes Cast	3,543	97.47%
Overvotes	4	0.11%
Undervotes	88	2.42%

State Treasurer

Vote For 1	TOTAL	VOTE %
REP MARLO M. OAKS	2,740	75.38%
UUP THOMAS ALAN HORNE	123	3.38%
IAP WARREN T ROGERS	171	4.70%
LIB JOSEPH GEDDES BUCHMAN	192	5.28%
Total Votes Cast	3,226	88.75%
Overvotes	0	0.00%
Undervotes	409	11.25%

State House District 69

Vote For 1

	TOTAL	VOTE %
REP PHIL LYMAN	2,504	68.89%
DEM DAVINA SMITH	1,029	28.31%
Total Votes Cast	3,533	97.19%
Overvotes	2	0.06%
Undervotes	100	2.75%

Kane County Commission Seat A

Vote For 1

	TOTAL	VOTE %
REP PATTY A. KUBEJA	1,749	48.12%
Write-In Totals	1,556	42.81%
Total Votes Cast	3,305	90.92%
Overvotes	20	0.55%
Undervotes	310	8.53%

Kane County Commission Seat B

Vote For 1

	TOTAL	VOTE %
REP CELESTE MEYERES	1,688	46.44%
DEM PATRICK HORNING	804	22.12%
Write-In Totals	1,055	29.02%
Total Votes Cast	3,547	97.58%
Overvotes	21	0.58%
Undervotes	67	1.84%

Kane County Attorney

Vote For 1

	TOTAL	VOTE %
REP ROBERT VAN DYKE	2,632	72.41%
Total Votes Cast	2,632	72.41%
Overvotes	0	0.00%
Undervotes	1,003	27.59%

Kane County Clerk/Auditor

Vote For 1

	TOTAL	VOTE %
Write-In Totals	814	22.39%
Total Votes Cast	814	22.39%
Overvotes	0	0.00%
Undervotes	2,821	77.61%

Kane County Sheriff

Vote For 1		TOTAL	VOTE %
REP TRACY D. GLOVER		3,078	84.68%
Total Votes Cast		3,078	84.68%
Overvotes		0	0.00%
Undervotes		557	15.32%

Kane County School Board 4

Vote For 1		TOTAL	VOTE %
LORAL G LINTON		275	43.51%
MARC GROW		303	47.94%
Total Votes Cast		578	91.46%
Overvotes		0	0.00%
Undervotes		54	8.54%

Kane County School Board 5

Vote For 1		TOTAL	VOTE %
BRIAN C. GOULDING		329	41.54%
JARAD BRINKERHOFF		417	52.65%
Total Votes Cast		746	94.19%
Overvotes		1	0.13%
Undervotes		45	5.68%

PAIGE PETERSEN Judicial Retention




Vote For 1		TOTAL	VOTE %
YES		2,617	71.99%
NO		357	9.82%
Total Votes Cast		2,974	81.82%
Overvotes		11	0.30%
Undervotes		650	17.88%

BRODY L. KEISEL Judicial Retention

Vote For 1		TOTAL	VOTE %
YES		2,549	70.12%
NO		420	11.55%
Total Votes Cast		2,969	81.68%
Overvotes		1	0.03%
Undervotes		665	18.29%

Constitutional Amendment A

Vote For 1

	TOTAL	VOTE %	
FOR	1,053	28.97%	
AGAINST	2,143	58.95%	
Total Votes Cast	3,196	87.92%	
Overvotes	1	0.03%	
Undervotes	438	12.05%	